

# Genetic Summary Report

**Animal Name:** Abi

**Owner:**


Luke Erb

Membership Number : Not assigned

Member Body/Breed Club: Not assigned

Approved Collection Method: No





Scan to authenticate  
this Report online

## Genetic Summary Report

### Owner's details

Name: Luke Erb

### Animal's Details

Registered Name : Arrowhead Albertine

Pet Name : Abi

Registration Number : 5541891F3

Breed: : Australian Cobberdog

Microchip Number : 952000001423943

Sex: : Female

Date of Birth : 3rd Mar 2025

Colour : Chocolate

### Sample Collection Details

Case Number : 26A105809

Collected By :

Approved Collection : No

Sample Type : SWAB

### Test Details

Test Requested : Australian Cobberdog - Full Breed Profile-

Pet Name : Abi


Date of Test : 5th Mar 2026


### Authorisation

Sample with Lab ID Number 26A105809 was received at Orivet Genetics, DNA was extracted and analysed with the following result reported:



.....  
Orivet Genetic Analyst





Scan to authenticate  
this Report online

## Genetic Summary Report

### Health Tests Reported (Continued)

Breed Sense	Diseases	Result
✓	Autosomal Hereditary Recessive Nephropathy (Familial Nephropathy)	NORMAL (N/N) - [NO VARIANT DETECTED]
✓	Centronuclear Myopathy (Labrador Retriever Type)	NORMAL (N/N) - [NO VARIANT DETECTED]
✓	Chondrodystrophy with Intervertebral Disc Disease Risk Factor (CDDY with IVDD)	NORMAL (N/N) - NO CHONDRODYSTROPHY (CDDY) VARIANT DETECTED (NO INCREASED IVDD RISK)
✓	Cone-Rod Dystrophy I - PRA (crd -4/crd I)	NORMAL (N/N) - [NO VARIANT DETECTED]
✓	Congenital Macrothrombocytopenia	NORMAL (N/N) - [NO VARIANT DETECTED]
✓	Congenital Myasthenic Syndrome (Labrador Retriever Type)	NORMAL (N/N) - [NO VARIANT DETECTED]
✓	Copper Toxicosis (ATP7B & ATP7A) (Labrador Retriever Type)	NORMAL (N/N) FOR BOTH THE ATP7B AND ATP7A VARIANT
✓	Degenerative Myelopathy	NORMAL (N/N) - [NO VARIANT DETECTED]
✓	Ehlers-Danlos Syndrome (Labrador Type)	NORMAL (N/N) - [NO VARIANT DETECTED]
✓	Elliptocytosis B-spectrin (Labrador Retriever/Poodle Type)	NORMAL (N/N) - [NO VARIANT DETECTED]
✓	Exercise Induced Collapse (Retriever Type)	NORMAL (N/N) - [NO VARIANT DETECTED]
✓	Gangliosidosis GM2 (Poodle Type)	NORMAL (N/N) - [NO VARIANT DETECTED]
✓	Hereditary Nasal Parakeratosis/Dry Nose (Labrador Retriever Type)	NORMAL (N/N) - [NO VARIANT DETECTED]
✓	Hyperuricosuria	NORMAL (N/N) - [NO VARIANT DETECTED]
✓	Ivermectin Sensitivity MDR1 (Multi Drug Resistance)	NORMAL (N/N) - [NO VARIANT DETECTED]
✓	Malignant Hyperthermia	NORMAL (N/N) - [NO VARIANT DETECTED]


Owner's Name : Luke Erb

Pet Name : Abi

Microchip Number 952000001423943

Approved Collection Method : No





Scan to authenticate  
this Report online

## Genetic Summary Report

### Health Tests Reported (Continued)

Breed Sense	Diseases	Result
✓	Microphthalmia, Anophthalmia & Coloboma (Wheaten Terrier Type)	NORMAL (N/N) - [NO VARIANT DETECTED]
✓	Narcolepsy (Labrador)	NORMAL (N/N) - [NO VARIANT DETECTED]
✓	Neonatal Encephalopathy (Poodle Type)	NORMAL (N/N) - [NO VARIANT DETECTED]
✓	Phosphofruktokinase Deficiency (Spaniel Type)	NORMAL (N/N) - [NO VARIANT DETECTED]
✓	Progressive Rod Cone Degeneration (prcd) - PRA	CARRIER (P/N) - [ONE COPY OF THE VARIANT DETECTED]
✓	Sex Determination - ZFX	DOG IS FEMALE
✓	Skeletal Dysplasia 2 (Mild Disproportionate Dwarfism)	NORMAL (N/N) - [NO VARIANT DETECTED]
✓	Stargardt Disease (Retinal Degeneration)	NORMAL (N/N) - [NO VARIANT DETECTED]
	Achromatopsia (Labrador Type)	NORMAL (N/N) - [NO VARIANT DETECTED]
	Collie Eye Anomaly/Choroidal Hypoplasia	NORMAL (N/N) - [NO VARIANT DETECTED]
	Curly Coat Dry Eye Syndrome (Cavalier Type)	NORMAL (N/N) - [NO VARIANT DETECTED]
	Episodic Falling Syndrome (Cavalier Type)	NORMAL (N/N) - [NO VARIANT DETECTED]
	Generalised PRA 1 (Golden Retriever Type)	NORMAL (N/N) - [NO VARIANT DETECTED]
	Globoid Cell Leukodystrophy/Krabbe's Disease	NORMAL (N/N) - [NO VARIANT DETECTED]
	Glomerulopathy (PLN) KIRREL2	NORMAL (N/N) - [NO VARIANT DETECTED]
	Glomerulopathy (PLN) NPHS1	NORMAL (N/N) - [NO VARIANT DETECTED]


**Owner's Name :** Luke Erb

**Pet Name :** Abi

**Microchip Number** 952000001423943

**Approved Collection Method :** No





Scan to authenticate  
this Report online

# Genetic Summary Report

## Health Tests Reported

Breed Sense	Diseases	Result
	Macular Corneal Dystrophy (Labrador Type)	NORMAL (N/N) - [NO VARIANT DETECTED]
	Myxomatous Mitral Valve Disease (ALL 5 MMVD VARIANTS)	PENDING [RESULT IS PROCESSING]
	Myxomatous Mitral Valve Disease 1 [NEBL535 Risk Variant]	HETEROZYGOUS FOR NEBL1_535 RISK VARIANT - LINKED TO NEBL3_724 CANDIDATE VARIANT
	Myxomatous Mitral Valve Disease 2 [NEBL576 Risk Variant]	HETEROZYGOUS FOR NEBL2_576 RISK VARIANT - LINKED TO NEBL3_724 CANDIDATE VARIANT
	Myxomatous Mitral Valve Disease 3 [NEBL724 Candidate Variant]	HOMOZYGOUS (A/A) FOR NEBL3_724 CANDIDATE VARIANT - INCREASED RISK FOR EARLY ONSET MMVD (REFER TO OTHER RISK VARIANTS)
	Myxomatous Mitral Valve Disease 4 [NEBL890 Risk Variant]	NEGATIVE FOR NEBL4_890 RISK VARIANT - NO PUBLISHED ASSOCIATION TO NEBL3_724 CANDIDATE VARIANT
	Myxomatous Mitral Valve Disease 5 [NEBL498 Risk Variant]	NEGATIVE FOR NEBL5_498 RISK VARIANT - NO PUBLISHED ASSOCIATION TO NEBL3_724 CANDIDATE VARIANT
	Retinal Dysplasia/Oculoskeletal Dysplasia 1	NORMAL (N/N) - [NO VARIANT DETECTED]
	Trapped Neutrophil Syndrome (Border Collie Type)	NORMAL (N/N) - [NO VARIANT DETECTED]
	von Willebrand's Disease Type I	NORMAL (N/N) - [NO VARIANT DETECTED]


Owner's Name : Luke Erb

Pet Name : Abi

Microchip Number 952000001423943

Approved Collection Method : No





Scan to authenticate  
this Report online

# Genetic Summary Report

## Health Tests Reported

Breed Sense	Traits	Result
✓	A Locus (Agouti)	$a^y/a^t$ - FAWN/RED/SABLE CARRIES TRICOLOUR/TAN POINTS
✓	B Locus - B <sub>d</sub> , B <sub>s</sub> , B <sub>c</sub> [Various Breeds]	B <sub>b</sub> or b <sub>b</sub> [B <sub>c</sub> b <sub>c</sub> B <sub>d</sub> b <sub>d</sub> B <sub>s</sub> b <sub>s</sub> ] - LIKELY B <sub>b</sub> (CARRIER) or b <sub>b</sub> (EXPRESSING BROWN)
✓	Chondrodysplasia (CDPA)	NORMAL (N/N) - NO SHORTENED LEGS COMPARED TO CDPA DOGS
✓	Curly Coat/Hair Variant 1	TWO COPIES OF THE R151W (C1) VARIANT - LIKELY TO HAVE CURLY (TIGHT) HAIR PHENOTYPE
✓	D (Dilute) Locus	D/d - CARRIER OF DILUTE [WILL HAVE NORMAL PIGMENT]
✓	E Locus - (Cream/Red/Yellow)	E/E - DOMINANT BLACK DOES NOT CARRY YELLOW/RED/WHITE
✓	EM (MC1R) Locus - Melanistic Mask	E <sup>n</sup> /E <sup>n</sup> - NO MELANISTIC MASK (E <sup>n</sup> ) EXTENSION ALLELE
✓	Furnishings (RSPO2)	F/F - TWO COPIES OF FURNISHINGS - WILL SHOW FURNISHINGS
✓	I Pheomelanin Locus Colour Intensity	I/I - NO COPY OF MFSD12 INTENSITY/CREAM ALLELE (NOT LIKELY TO SHOW EXTREME DILUTION)
✓	K Locus (Dominant Black)	KB / k <sup>y</sup> or k <sup>br</sup> - ONE COPY DOMINANT BLACK (KB) and ONE COPY OF NON-BLACK (k <sup>y</sup> ) dog MAY be brindled
✓	Long Hair Gene - L1 (Canine C95F)	POSITIVE - SHOWING THE PHENOTYPE
✓	M Locus (Merle/Dapple)	m/m [171/171bp] - NON MERLE SOLID COAT (NO CHANGE TO COAT COLOUR)
✓	Pied (BOTH SINE and REPEAT VARIANTS)	S/sp - CARRIER OF PIEBALD [LIMITED WHITE SPOTTING, FLASH OR PARTI]
✓	Shedding (MC5R)	SHD/SHD [LOW SHEDDING] - NO COPIES OF THE SHEDDING (MC5R) VARIANT DETECTED [REFER TO FURNISHINGS (IC) FOR LEVEL]
	Brown TYRP1 [Lancashire Heeler Type] = B <sup>l</sup>	B <sup>l</sup> /B <sup>l</sup> - DOES NOT CARRY BROWN/LIVER [TYRP1]
	Coat Composition CFA28 Gene (Double/Single Coat)	UDC/udc - ONE COPY OF THE DOUBLE COAT (DENSE UNDERCOAT) PHENOTYPE DETECTED

Owner's Name : Luke Erb

Pet Name : Abi

Microchip Number 952000001423943

Approved Collection Method : No



# Glossary of Genetic Terms (Results)



## CLARIFICATION OF GENETIC TESTING

The goal of genetic testing is to provide breeders with relevant information to improve breeding practices in the interest of animal health. However, genetic inheritance is not a simple process, and may be complicated by several factors. Below is some information to help clarify these factors.

The goal of genetic testing is to provide breeders with relevant information to improve breeding practices in the interest of animal health. However, genetic inheritance is not a simple process, and may be complicated by several factors. Below is some information to help clarify these factors.

- 1) Some diseases may demonstrate signs of what Geneticists call "genetic heterogeneity". This is a term to describe an apparently single condition that may be caused by more than one mutation and/or gene
- 2) It is possible that there exists more than one disease that presents in a similar fashion and segregates in a single breed. These conditions -although phenotypically similar - may be caused by separate mutations and/or genes.
- 3) It is possible that the disease affecting your breed may be what Geneticists call an "oligogenic disease". This is a term to describe the existence of additional genes that may modify the action of a dominant gene associated with a disease. These modifier genes may for example give rise to a variable age of onset for a particular condition, or affect the penetrance of a particular mutation such that some animals may never develop the condition.

The range of hereditary diseases continues to increase and we see some that are relatively benign and others that can cause severe and/or fatal disease. Diagnosis of any disease should be based on pedigree history, clinical signs, history (incidence) of the disease and the specific genetic test for the disease. Penetrance of a disease will always vary not only from breed to breed but within a breed, and will vary with different diseases. Factors that influence penetrance are genetics, nutrition and environment. Although genetic testing should be a priority for breeders, we strongly recommend that temperament and phenotype also be considered when breeding.

Orivet Genetic Pet Care aims to frequently update breeders with the latest research from the scientific literature. If breeders have any questions regarding a particular condition, please contact us on (03) 9534 1544 or [admin@orivet.com](mailto:admin@orivet.com) and we will be happy to work with you to answer any relevant questions.

